

Products Manual

Where Nature is
Home.

SINCE 2011



Explore more :
www.wallandfloordesign.com

W fdesign
Studio





A B O U T U S

Founded in 2011, Wall & Floor is all about creating outdoor spaces that inspire! From stunning landscape designs to expertly crafted woodwork and stylish outdoor furniture, we specialize in solutions tailored to your needs. Whether it's a cozy corner or a grand outdoor retreat, we bring creativity, functionality, and craftsmanship together to make your outdoor dreams a reality.

WALL & FLOOR

OUTDOOR | LANDSCAPE | WOODWORK

POWERED BY



I N D E X

- Engineered Wood [3-4]
- Bamboo Decking [5]
- Outdoor Cladding [6]
- Flooring [7-10]
- Artisan [11-22]
- Blinds & Carpets [23]
- Ceiling Panels [24]

Engineered wood flooring – elegant and classic

The solid wood of the high-quality engineered wood flooring from Parador is provided with a lacquer or natural oil surface and is particularly durable. The lamella impregnation on the head side as well as the all-round impregnated top layer ensure enhanced swell-protection. The engineered wood flooring is extremely dimensionally stable thanks to a solid spruce pine middle layer. The patented click mechanism ensures a stable connection. The counter layer veneer made of spruce provides additional support to the composite of the plank. For a long-lasting, beautiful floor covering.



- ① **Top layer**
Untreated, lacquer or natural oil solid wood
- ② **Spruce pine middle layer**
excellent shape stability even under the most demanding conditions
- ③ **Counter layer**
high shape and dimensional stability
- ④ **Click connection**
custom-fit and connection stable

Engineered Wood Flooring

Chevron wood flooring

Hakwood Hardwood Flooring



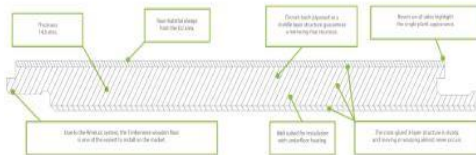
11-21 mm Thickness Plank Width 7 – 12 cm
Plank Length 60-90 cm

Boen Hardwood Flooring

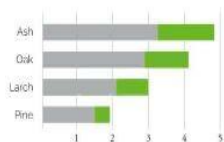


11-21 mm Thickness Plank Width 7 – 12 cm
Plank Length 70-150 cm

Durability and ease of use beneath the surface



Brinell value shows the hardness of the wood species



The Brinell value describes the difference in hardness of different wood species. The higher the Brinell value of a wood species, the better the floor can endure impact and wear. The adjacent table shows the average hardness of wood species used in Timberwise plank parquets. For example, the Brinell value of ash is 3.2 - 4.7.

Timberwise plank parquet dimensions:

Board widths:

- oak products 150 mm, 185 mm, 230 mm and 270 mm
- ash products 150 mm and 185 mm
- larch products 185 mm and 230 mm
- 270 mm products only with traditional glue joint and installed with glueing down to subfloor

Board thickness:

- oak 270 mm, ash ja larch: total thickness approx. 14,5 mm
- oak 150, 185 ja 230 mm: total thickness approx. 14 mm
- oak 270 mm, ash ja larch: surface layer thickness approx. 3.5 mm
- oak 150, 185 ja 230 mm: surface layer thickness approx. 3 mm

Board lengths:

- 2180 mm (85.83 inch) oak and ash
- 2500 mm (98.43 inch) larch
- allowed lengths are 2080, 2000 and 1818 mm (81.89 and 78.74 and 71.57 inch)
- a package always contains the same length - no mixed random lengths

Board's bevels:

- 0.7 mm (0.03 inch) microbevels on the long side
- 0.5 mm (0.02 inch) at the ends
- microbevels emphasize the plank character of the board on the floor, but do not collect dirt and are easy to maintain!



Burgundy
OAK



Caramel
OAK



Choco
OAK



Coal
OAK



Baby Blue
OAK



Biscuit Grey
OAK



Blueberry
OAK, LARCH



Bole
OAK



Amore Brown
OAK



Antarctic
OAK, ASH



Antique
OAK, DOUGLASFIR



Arctic
OAK, LARCH



Cognac
PINE, OAK, LARCH,
DOUGLASFIR



Cotton
LARCH, DOUGLASFIR




Cranberry
OAK



Cream
OAK

Bamboo Decking

High-density board made from compressed bamboo fibers with a patented CeramiX treatment, offering exceptional strength, durability, and hardness. Its unique tongue-and-groove design enables seamless connections, while the symmetrical sides allow for a grooved or flat surface and quick installation. Over time, it naturally weathers to a lighter color, similar to untreated tropical hardwoods.



**COMBINING NATURAL
BEAUTY WITH LASTING
PERFORMANCE**

TEAK WOOD DECKING



Iroko

Approximation only, exact colour and texture varies.

Wood Type:
Hardwood

Durability:
Class 2
Durable

Average Service Life:
15-25 years

Treatability:
Extremely difficult

Moisture Movement:
Small

Density (mean, Kg/m³):
660

Texture:
Medium

Use(s):
Joinery - Exterior,
Joinery - Interior,
Cladding, Decking

Colour(s):
Pink/pale red,
Yellow brown

WALL & FLOOR

FITOUT | LANDSCAPE | WOODWORK

TIMBER SPECIES DATASHEET

Iroko (*Chlorophora excelsa*)

Information courtesy of the TRADA Wood Database

Environmental

Listed in the IUCN Red List of Threatened Species as LR - Lower Risk (near threatened); close to being classed as Vulnerable. Also meets CITES Appendix II criteria. [Information courtesy of Timbmet Ltd]

Distribution

C. excelsa has a wide distribution in tropical Africa, from Sierra Leone in the west, to Tanzania in the east. *C. regia* is confined to West Africa, where it occurs from Senegal to Ghana. There does not appear to be any significant difference between the timber of the two species.

The tree

C. excelsa attains very large sizes, reaching 45m or more in height and up to 2.7m in diameter. The stem is usually cylindrical and mostly without buttresses. It occurs in the rain, and mixed deciduous forests.

The timber

When freshly cut, or when unexposed to light, the heartwood is a distinct yellow colour, but on exposure to light it quickly becomes golden-brown. The sapwood is narrow, being about 50mm to 75mm wide, and clearly defined. The grain is usually interlocked and the texture is rather coarse but even, and the wood weighs on average 660 kg/m³ when dried. Large, hard deposits of calcium carbonate called 'stone' deposits, are sometimes present in cavities,

probably as a result of injury to the tree. They are often enclosed by the wood and not visible until the time of sawing, though the wood around them may be darker in colour, thus giving an indication of their presence.

Drying

The timber dries well and fairly rapidly, with only a slight tendency to distortion and splitting.

Strength

Iroko has excellent strength properties, comparing well with teak, though weaker in bending and in compression along the grain.

Working qualities

Medium to difficult - Iroko works fairly well with most tools, though with some dulling effect on their cutting edges, especially when calcareous deposits are prevalent. On quarter-sawn stock, there is a tendency for grain to pick up due to interlocked grain, and a reduction of cutting angle to 15° is usually necessary to obtain a smooth surface. An excellent finish can be obtained if the grain is filled. It takes nails and screws well, and can be glued satisfactorily.

OUTDOOR CLADDINGS



Dimensionally stable



Low maintenance



For all climates



Pure material



Luna Bevel 26x142 Hidden Nailing

Size	26x142
Class	LunaThermo-D
Surface	Planed



Luna Panel System 26x92

Size	26x92
Class	LunaThermo-D
Surface	Planed



Luna Duple 32x140

Size	32x140
Class	LunaThermo-D
Surface	Planed



Luna Duo 32x140

Size	32x140
Class	LunaThermo-D
Surface	Planed



Luna Layer 19x142 Brushed

Size	19x142
Class	LunaThermo-D
Surface	Brushed



Luna Layer 19x188 Brushed

Size	19x188
Class	LunaThermo-D
Surface	Brushed



Luna Femma 26x142

Size	26x142
Class	LunaThermo-D
Surface	Planed



Luna Aalto 32x142

Size	32x142
Class	LunaThermo-D
Surface	Planed




Luna Vivo 19x188

Size	19x188
Class	LunaThermo-D
Surface	Planed

HPL

/ original.



Original Limestone Sand

This is Original.

Original – the collection that started the legacy of our BerryAlloc high pressure floors, and the most accessible way to enjoy their world-class strength.

With its 44 decors, this collection will take you on a global adventure in style. Find your favourite colour amongst various wood and stone designs. Looking for a shipdeck pattern? Or a sleek, concrete look? Our Original collection has it all, bringing a unique look and authentic feel to busy homes and businesses.



Voss Oak
62002007
2 bevels
Wood structure
oiled touch
Skirting 63001971
T-profile 63001989



Light Oak
62001335
2 bevels
Wood structure
oiled touch
Skirting 9320-8531
T-profile 9411-8531



Beach Oak
62002220
4 bevels
Wood structure
oiled touch
Skirting 63002935
T-profile 63002966



White Pine
62001354
4 bevels
Wood structure
oiled touch
Skirting 63002296
T-profile 63002298



Blonde Oak
62002137
No bevels
Wood structure
oiled touch
Skirting 63002933
T-profile 63002964



Barrel Oak
62002134
4 bevels
Wood structure
oiled touch
Skirting 63002929
T-profile 63002960



Dune Oak
62002011
2 bevels
Wood structure
oiled touch
Skirting 63002936
T-profile 63002967



Spring Oak
62001827
2 bevels
Wood structure
oiled touch
Skirting 9320-4491
T-profile 9411-4491



Elegant Natural Oak
62002138
2 bevels
Wood structure
oiled touch
Skirting 9320-4471
T-profile 9411-4471



Amber Oak
62001928
No bevels
Wood structure
oiled touch
Skirting 63002932
T-profile 63002963



Golden Oak
62001929
4 bevels
Wood structure
oiled touch
Skirting 63002934
T-profile 63002965




Canyon Light Oak
62001930
2 bevels
Wood structure
oiled touch
Skirting 9320-8520
T-profile 9411-8520

Why choose BerryAlloc High-Tech Laminate?


Strength and Resistance

What makes High-Tech Laminate unique is the high pressure surface and the ultra strong, patented aluminium locking system that ensures a strong and tight joint, effortlessly standing up to heavy weights and high traffic. Installation is child's play thanks to this unique locking system.

The aluminium lock has a joint strength of 1200 kg per linear metre on the long side, much more than fibre locking systems of competitors. BerryAlloc High-Tech Laminate creates very durable floors for public areas and commercial projects. We are so confident our floors will last we offer lifetime guarantee on residential projects and a ten-year guarantee on commercial installations.



What makes our Stone collection so unique?



1. AC6 overlay / Class 34
2. Decor paper
3. 2 Kraft papers
4. AquaResist HDF board
5. Impregnated edges
6. Counterbalance paper
7. Best Loc® X-Treme
8. SilentSystem
9. AluminiumLOC



HPF

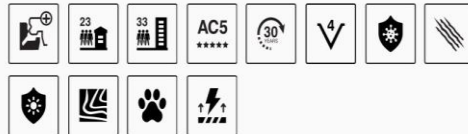


K284 RO Summer Breeze Oak

Organic LONG

Organic LONG

Features



	Thickness(mm)
Format(mm)	8
2003x195	o



K327 RO Hillside Oak

Organic CLEVER SILENT 6+1 mm PS pad

Organic CLEVER SILENT

Features



	Thickness(mm)
Format(mm)	8
1288x195	o

Heterogeneous Vinyl Rolls



Class 33, ProtecSol surface treatment
Transparent wearlayer
Printed design
Fiberglass
Compact backing

Luxury Vinyl Tiles "LVT"



Class 33, ProtecShield surface treatment
Crystal wear layer
2m width printed film
Duocore 2.0: comfort core
Duocore 2.0: new reinforced rigid core
Gerflor exclusive clic

Linoleum Rolls



Class 33, Neocare finish
Calendered linoleum
Jute backing

Conductive Vinyl Rolls



Class 33, Evercare treatment
Homogenous layer
Conductive varnish

BALL STOOL

The celebration of synergies, attitudes, passions and visions apparently different and related to worlds far apart furniture and pastry- making have "met" creating a new project that enhances the lalian craftsmanship vision: Let's make room for Sweetness"; here it is the Ball stool, made of wood , with upholstered seat. The seat is made comfortable by the presence of a soft cushion in leather fabric.



ALEXANDRA SET

The desire for lightness becomes real with the furniture elements that seem to float in Alexandria, a collection inspired by the homonymous city, by Artisan studio. Like boats on the watercourse, wide seats with soft lines are laid on solid wooden bases, from which they emerge, like handcrafted railings of a vessel, backs and armrests

transforms your outdoor space into a chic oasis. Durable and weather-resistant, it combines style with comfort. Perfect for lively gatherings or relaxing evenings, this set adds a fun, sophisticated touch to your outdoor living space!



KNOT CHAIR

A handcrafted wooden chair and sofa set, intricately woven with sturdy ropes, offering rustic charm and comfort.



A cozy sofa and chair set in earth tones, perfect for outdoor spaces. Durable and comfortable, it blends beautifully with nature for ultimate relaxation.



TEAK SET

A stunning teak wood dining set, known for its durability and elegance, adds timeless beauty to any outdoor dining area, offering both comfort and style for your family and guests.



MODU SET



Width (cm)	161
Depth (cm)	86
Height (cm)	73
Seat Height (cm)	43
Arm Height (cm)	73
Product Weight (kg)	35.5
Cubic Size (m3)	0.82



Width (cm)	100
Depth (cm)	86
Height (cm)	73
Seat Height (cm)	43
Product Weight (kg)	22
Cubic Size (m3)	0.54



Width (cm)	86
Depth (cm)	86
Height (cm)	73
Seat Height (cm)	43
Arm Height (cm)	73
Product Weight (kg)	25.5
Cubic Size (m3)	0.49



Width (cm)	75
Depth (cm)	50
Height (cm)	28
Product Weight (kg)	8
Cubic Size (m3)	0.16



Width (cm)	75
Depth (cm)	75
Seat Height (cm)	43
Product Weight (kg)	14
Cubic Size (m3)	0.31

CHILL SUNBED

Experience ultimate relaxation with our luxurious chill shezlong. Designed for supreme comfort, its design and plush cushioning cradle your body perfectly. Elevate your lounging with this stylish and comfortable teak wood piece addition to your living space.



Length	Width	Seat height
200 cm	120 cm	35 cm

WOODEN CHAIR

Elegant chair with cozy bouclé upholstery and sturdy wood frame, combining comfort and style for a refined seating experience.



THREAD SET

Masterfully crafted from a blend of black threads and premium teak wood. This stunning combination brings together the modern elegance of sleek black weaving with the timeless beauty and durability of teak.



Width (cm) 74
 Depth (cm) 80
 Height (cm) 69
 Seat Height (cm) 46



Arm Height (cm) 5
 Product Weight (kg) 1
 Cubic Size (m3) 0.06



Width (cm) 160
 Depth (cm) 81
 Height (cm) 69
 Seat Height (cm) 46



Arm Height (cm) 59
 Product Weight (kg) 31
 Cubic Size (m3) 1.46



Width (cm) 74
 Depth (cm) 59
 Height (cm) 46
 Product Weight (kg) 9
 Cubic Size (m3) 0.3



TEAK LAMP

LIGHT AND WARMTH ARE ALWAYS PRINCIPAL PARTS OF THE BEST SOCIAL ENVIRONMENTS AND THE MOST MODEST OF DEVICES ARE OFTEN THE MOST EFFECTIVE. THE AMBIENT COLLECTION OF OUTDOOR LIGHTING COMBINES THE WORLDS OF SIMPLICITY AND LIGHT TO ACHIEVE BEAUTIFUL BACKGROUND ILLUMINATION.



Length	Wedth	Hight
35 cm	35 cm	45 cm

SISSOO TABLE

A sissoo wood table brings a touch of elegance and durability to your home. Known for its rich, dark grain and robust nature, its natural luster and unique patterns add a sophisticated charm to any space, ensuring that each piece is one of a kind.



Length	Wedth	Hight
45 cm	45 cm	60 cm



WF PEGOLA

Enhance your outdoor space with our elegant wooden pergola. Crafted from high-quality timber, this pergola provides a perfect blend of style and functionality. Its sturdy construction ensures long lasting durability, while the natural wood finish adds a touch of rustic charm.



This pergola is combining the natural beauty of wood, the sleek strength of metal, and the rustic charm of ropes.



CLIPON DECKING



A unique polypropylene pad which guarantees a perfectly flat structure. The Top Lift pad is used on waterproof membranes to protect them from possible sinking. It performs the same function on naturally stable ground and is therefore especially suitable for stabilized ground (packed gravel) or hard ground (concrete, tiles). Its very precise and easy-to-use nut allows you to easily adjust the level of your terrace.

Crafted from premium treated lumber, wooden pergolas are meticulously manufactured using precision cutting and skilled assembly techniques, ensuring both durability and aesthetic appeal in outdoor spaces.



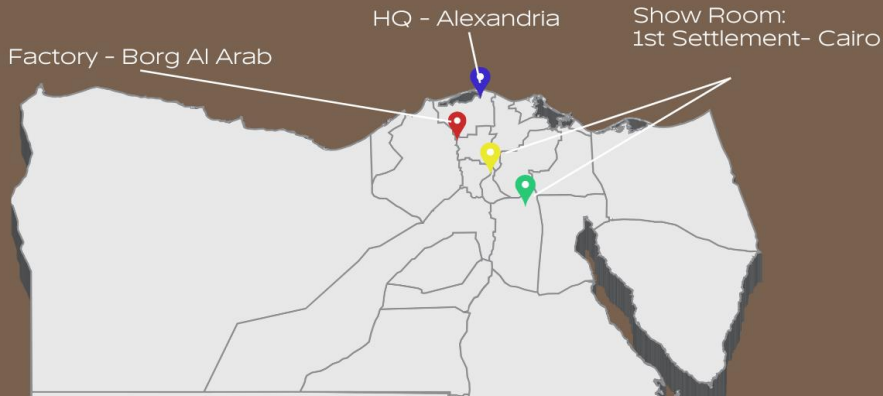
SEATING SOLUTIONS





MARASSI EMAAR

LET'S DO BUSINESS
TOGETHER !!



+20 111 245 3490

Info@wallandfloordesign.com



wallandfloordesign.com



@wallandfloordesign



@WalIndfloor



@Wall & Floor